

FIND YOUR PERFECT RING SIZE



RING CONCEPT



Choose your first RING



Combine with one or more matching styles



...to create your own combination of RINGS

Print out this page on A4 and place one of your rings against the circle.
When the circle and the internal ring diameter match, you have found your correct ring size.

If you want to wear a single ring on your finger

Use a ring that is similar to the one that you are buying, as your ring size can vary between a wide and a narrow ring shank.

If you want to wear ring upon ring (multiple rings on one finger)

When buying multiple rings to wear on one finger, please consider that the rings should be one size bigger than your regular size.

The most popular ring sizes are 52, 54 & 56

PANDORA size

44

46

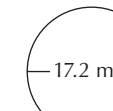
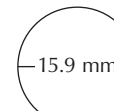
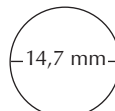
48

50

52

54

Diameter Ø



56

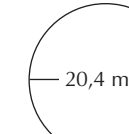
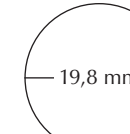
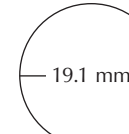
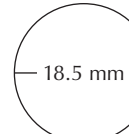
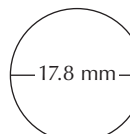
58

60

62

64

Check your print accuracy by making sure that the scale measures exactly 50 mm.



PANDORA	UK	US	DIAMETER	
			INCHES	MM
44	E ¹ / ₂ – F ³ / ₄	2 ¹ / ₂ – 3	1.71 – 1.76	13.83 – 14.25
46	G ¹ / ₄ – H	3 ¹ / ₂	1.79 – 1.48	14.45 – 14.86
48	H ¹ / ₂ – I ¹ / ₂	4 ¹ / ₂ – 5	0.59 – 0.60	15.01 – 15.28
50	J – K	5 ¹ / ₂	0.61 – 0.63	15.61 – 15.92
52	L – L ¹ / ₂	6 – 6 ¹ / ₂	0.65 – 0.65	16.40 – 16.55
54	M ¹ / ₂ – N ¹ / ₂	7	0.67 – 0.68	16.99 – 17.19
56	O – P	7 ¹ / ₂ – 8	0.69 – 0.70	17.58 – 17.83
58	P ¹ / ₂ – Q ¹ / ₂	8 ¹ / ₂ – 9	0.72 – 0.73	18.17 – 18.46
60	R ¹ / ₂ – S	9 – 9 ¹ / ₂	0.74 – 0.75	18.87 – 19.10
62	T – U	9 ⁵ / ₈ – 10 ¹ / ₄	2.451 – 2.48	19.51 – 20.02
64	V	10 ⁵ / ₈	2.51 – 2.53	20.32 – 20.44